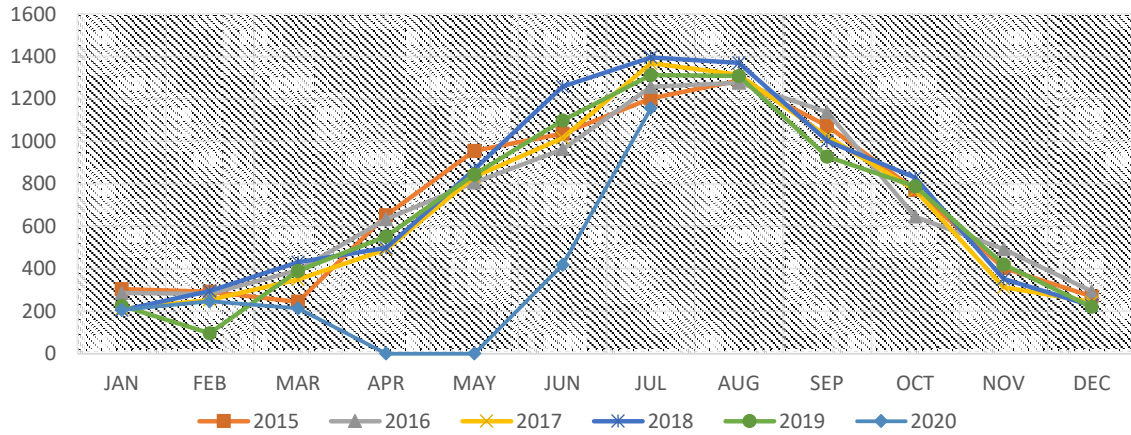


# Port of Port Townsend

## Five Year Comparisons

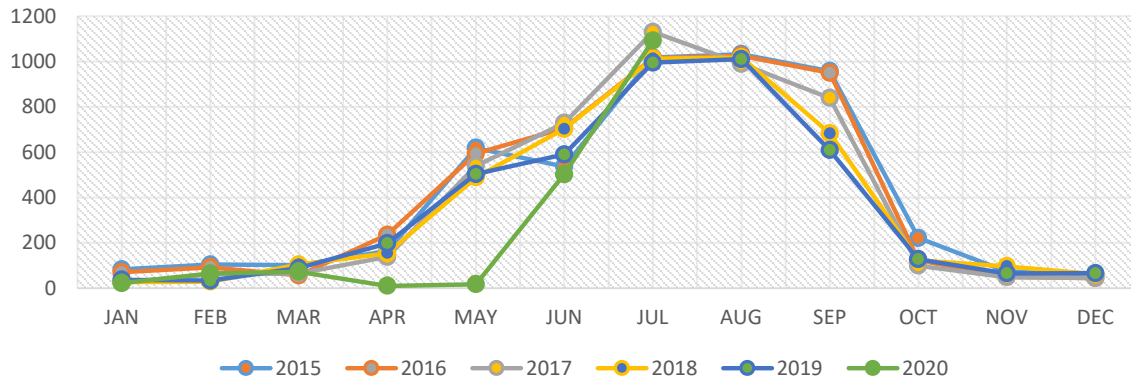
### Point Hudson RV Nightly



### POINT HUDSON RV PARK - Nightly Count

|      | JAN | FEB | MAR | APR | MAY | JUN  | JUL  | AUG  | SEP  | OCT | NOV | DEC | TOT  |
|------|-----|-----|-----|-----|-----|------|------|------|------|-----|-----|-----|------|
| 2015 | 304 | 291 | 244 | 652 | 955 | 1036 | 1202 | 1287 | 1072 | 771 | 403 | 269 | 8486 |
| 2016 | 286 | 281 | 392 | 634 | 806 | 963  | 1256 | 1276 | 1137 | 645 | 492 | 293 | 8461 |
| 2017 | 211 | 253 | 349 | 491 | 833 | 1015 | 1368 | 1314 | 1022 | 770 | 312 | 243 | 8181 |
| 2018 | 204 | 294 | 430 | 498 | 868 | 1258 | 1396 | 1369 | 1001 | 828 | 352 | 226 | 8724 |
| 2019 | 225 | 96  | 389 | 552 | 843 | 1098 | 1312 | 1307 | 928  | 788 | 419 | 220 | 8177 |
| 2020 | 205 | 246 | 213 | 0   | 0   | 418  | 1156 |      |      |     |     |     | 2238 |

### Point Hudson Moorage Nightly

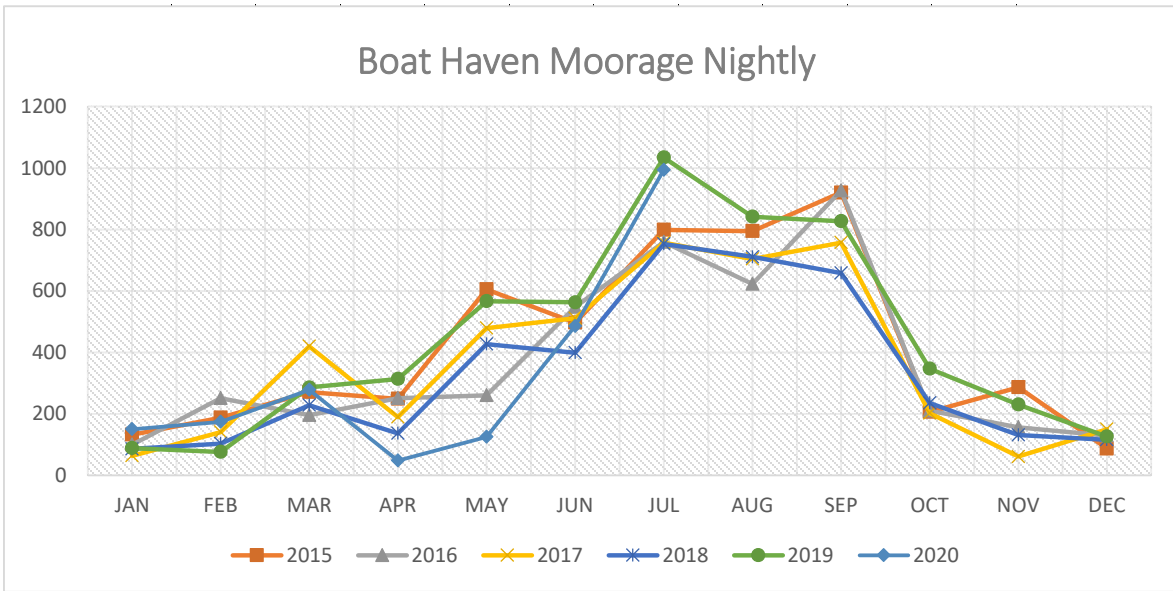


### POINT HUDSON MARINA - Nightly Count

|      | JAN | FEB | MAR | APR | MAY | JUN | JUL  | AUG  | SEP | OCT | NOV | DEC | TOT  |
|------|-----|-----|-----|-----|-----|-----|------|------|-----|-----|-----|-----|------|
| 2015 | 83  | 104 | 101 | 163 | 619 | 537 | 1018 | 1033 | 958 | 221 | 73  | 60  | 4970 |
| 2016 | 70  | 92  | 56  | 235 | 594 | 706 | 1015 | 1026 | 950 | 122 | 51  | 44  | 4961 |
| 2017 | 25  | 60  | 65  | 138 | 540 | 729 | 1131 | 990  | 839 | 99  | 48  | 45  | 4709 |
| 2018 | 27  | 28  | 104 | 154 | 489 | 703 | 1013 | 1019 | 683 | 123 | 96  | 62  | 4501 |
| 2019 | 37  | 33  | 88  | 198 | 504 | 590 | 995  | 1011 | 609 | 127 | 65  | 66  | 4323 |
| 2020 | 22  | 64  | 72  | 10  | 17  | 502 | 1093 |      |     |     |     |     | 1780 |

# Port of Port Townsend

## Five Year Comparisons



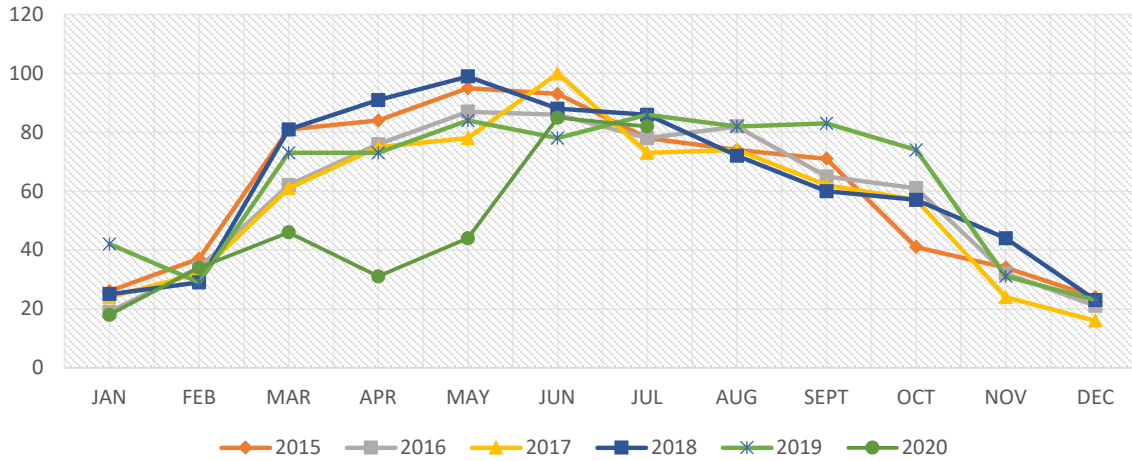
### BOAT HAVEN MARINA - Nightly Count

|             | JAN | FEB | MAR | APR | MAY | JUN | JUL  | AUG | SEP | OCT | NOV | DEC | TOT  |
|-------------|-----|-----|-----|-----|-----|-----|------|-----|-----|-----|-----|-----|------|
| <b>2015</b> | 132 | 188 | 271 | 249 | 605 | 497 | 799  | 795 | 920 | 206 | 287 | 87  | 5036 |
| <b>2016</b> | 100 | 251 | 196 | 251 | 261 | 548 | 759  | 623 | 927 | 211 | 156 | 129 | 4412 |
| <b>2017</b> | 64  | 141 | 420 | 190 | 479 | 511 | 757  | 704 | 757 | 202 | 61  | 150 | 4436 |
| <b>2018</b> | 86  | 103 | 228 | 137 | 427 | 399 | 753  | 711 | 658 | 236 | 131 | 116 | 3985 |
| <b>2019</b> | 89  | 76  | 286 | 314 | 567 | 563 | 1034 | 842 | 827 | 347 | 230 | 126 | 5301 |
| <b>2020</b> | 150 | 174 | 278 | 48  | 125 | 486 | 994  |     |     |     |     |     | 2255 |

# Port of Port Townsend

## Five Year Comparisons

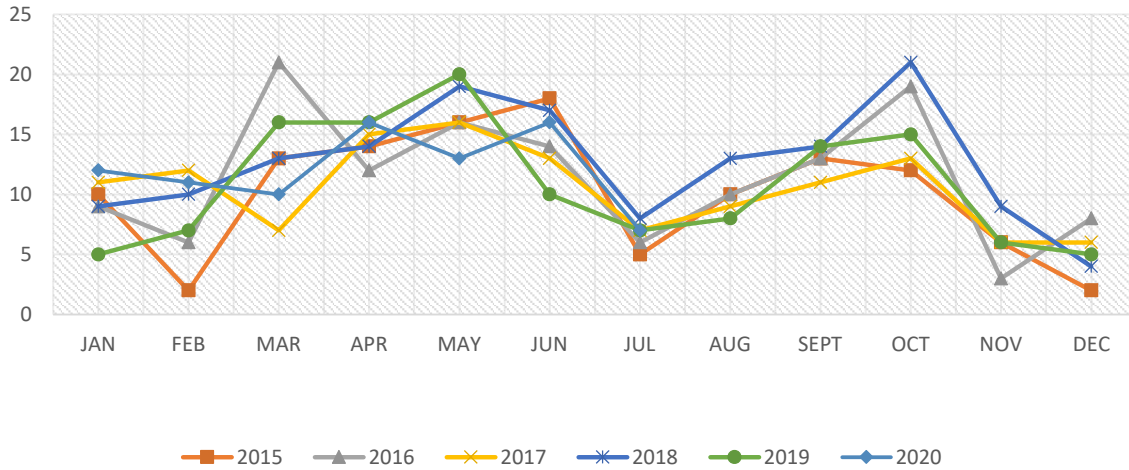
### Workyard 75T Haul Outs



### WORKYARD - 75T Haul Outs

|      | JAN | FEB | MAR | APR | MAY | JUN | JUL | AUG | SEPT | OCT | NOV | DEC | TOT |
|------|-----|-----|-----|-----|-----|-----|-----|-----|------|-----|-----|-----|-----|
| 2015 | 26  | 37  | 81  | 84  | 95  | 93  | 78  | 74  | 71   | 41  | 34  | 24  | 738 |
| 2016 | 19  | 34  | 62  | 76  | 87  | 86  | 78  | 82  | 65   | 61  | 32  | 21  | 703 |
| 2017 | 24  | 32  | 61  | 75  | 78  | 100 | 73  | 74  | 62   | 57  | 24  | 16  | 676 |
| 2018 | 25  | 29  | 81  | 91  | 99  | 88  | 86  | 72  | 60   | 57  | 44  | 23  | 755 |
| 2019 | 42  | 29  | 73  | 73  | 84  | 78  | 86  | 82  | 83   | 74  | 31  | 23  | 758 |
| 2020 | 18  | 34  | 46  | 31  | 44  | 85  | 82  |     |      |     |     |     | 340 |

### Shipyard 300T Haul Outs



### SHIPYARD - 300T - Haul Outs

|      | JAN | FEB | MAR | APR | MAY | JUN | JUL | AUG | SEPT | OCT | NOV | DEC | TOT |
|------|-----|-----|-----|-----|-----|-----|-----|-----|------|-----|-----|-----|-----|
| 2015 | 10  | 2   | 13  | 14  | 16  | 18  | 5   | 10  | 13   | 12  | 6   | 2   | 121 |
| 2016 | 9   | 6   | 21  | 12  | 16  | 14  | 6   | 10  | 13   | 19  | 3   | 8   | 137 |
| 2017 | 11  | 12  | 7   | 15  | 16  | 13  | 7   | 9   | 11   | 13  | 6   | 6   | 126 |
| 2018 | 9   | 10  | 13  | 14  | 19  | 17  | 8   | 13  | 14   | 21  | 9   | 4   | 151 |
| 2019 | 5   | 7   | 16  | 16  | 20  | 10  | 7   | 8   | 14   | 15  | 6   | 5   | 129 |
| 2020 | 12  | 11  | 10  | 16  | 13  | 16  | 7   |     |      |     |     |     | 85  |

## OPERATIONS & OCCUPANCY REPORT

| MOORAGE & RV'S      | JAN  | FEB  | MAR  | APR  | MAY  | JUN  | JUL  | AUG  | SEPT | OCT  | NOV  | DEC  | Total Units | Units |   |   |   |   |   |   |   |   |       |       |
|---------------------|------|------|------|------|------|------|------|------|------|------|------|------|-------------|-------|---|---|---|---|---|---|---|---|-------|-------|
| PTBH - SLIPS        | 93%  | 278  | 93%  | 277  | 94%  | 281  | 92%  | 277  | 96%  | 287  | 97%  | 290  | 97%         | 290   | 0 | 0 | 0 | 0 | 0 | 0 | 0 | 0 | 299   | SLIPS |
| PTBH - LINEAL       | 77%  | 2070 | 83%  | 2231 | 71%  | 1908 | 65%  | 1747 | 77%  | 2070 | 67%  | 1801 | 56%         | 1505  | 0 | 0 | 0 | 0 | 0 | 0 | 0 | 0 | 2,688 | FT    |
| PTBH - CONSTRAINED  | 19%  | 130  | 19%  | 130  | 16%  | 109  | 20%  | 137  | 22%  | 150  | 30%  | 205  | 35%         | 239   | 0 | 0 | 0 | 0 | 0 | 0 | 0 | 0 | 683   | FT    |
| PTBH - LIMITED      | 65%  | 20   | 63%  | 19   | 68%  | 20   | 65%  | 20   | 74%  | 22   | 66%  | 20   | 94%         | 28    | 0 | 0 | 0 | 0 | 0 | 0 | 0 | 0 | 30    | SLIPS |
| PTBH - COM. RAFTING | 111% | 511  | 129% | 593  | 122% | 561  | 123% | 566  | 101% | 465  | 104% | 478  | 78%         | 359   | 0 | 0 | 0 | 0 | 0 | 0 | 0 | 0 | 460   | FT    |
| PH - SLIPS 1-12     | 59%  | 499  | 61%  | 512  | 72%  | 604  | 63%  | 533  | 35%  | 295  | 42%  | 357  | 73%         | 614   | 0 | 0 | 0 | 0 | 0 | 0 | 0 | 0 | 840   | FT    |
| PH - SLIPS 13-32    | 82%  | 16   | 87%  | 17   | 89%  | 18   | 76%  | 15   | 43%  | 9    | 48%  | 10   | 84%         | 17    | 0 | 0 | 0 | 0 | 0 | 0 | 0 | 0 | 20    | SLIPS |
| PH - LINEAL         | 104% | 879  | 100% | 850  | 101% | 856  | 100% | 846  | 87%  | 736  | 86%  | 729  | 91%         | 768   | 0 | 0 | 0 | 0 | 0 | 0 | 0 | 0 | 848   | FT    |
| PH - LIMITED        | 49%  | 573  | 51%  | 596  | 60%  | 701  | 60%  | 701  | 76%  | 888  | 75%  | 881  | 80%         | 931   | 0 | 0 | 0 | 0 | 0 | 0 | 0 | 0 | 1,169 | FT    |
| PH - KAYAK          | 63%  | 25   | 58%  | 23   | 60%  | 24   | 68%  | 27   | 84%  | 33   | 89%  | 36   | 90%         | 36    | 0 | 0 | 0 | 0 | 0 | 0 | 0 | 0 | 40    | SLIPS |
| PH - RV             | 55%  | 25   | 57%  | 26   | 60%  | 27   | 40%  | 18   | 39%  | 18   | 26%  | 12   | 85%         | 39    | 0 | 0 | 0 | 0 | 0 | 0 | 0 | 0 | 46    | SITES |
| QUIL - SLIPS        | 45%  | 14   | 44%  | 14   | 44%  | 14   | 47%  | 15   | 48%  | 15   | 83%  | 27   | 93%         | 30    | 0 | 0 | 0 | 0 | 0 | 0 | 0 | 0 | 32    | SLIPS |
| QUIL - LINEAL       | 42%  | 88   | 42%  | 88   | 54%  | 113  | 41%  | 86   | 41%  | 86   | 51%  | 107  | 67%         | 141   | 0 | 0 | 0 | 0 | 0 | 0 | 0 | 0 | 210   | FT    |
| QUIL - LIMITED      | 0%   | 0    | 0%   | 0    | 0%   | 0    | 0%   | 0    | 0%   | 0    | 29%  | 56   | 58%         | 109   | 0 | 0 | 0 | 0 | 0 | 0 | 0 | 0 | 190   | FT    |
| WORKYARD            | 82%  | 98   | 91%  | 109  | 97%  | 116  | 82%  | 98   | 76%  | 91   | 75%  | 90   | 75%         | 90    | 0 | 0 | 0 | 0 | 0 | 0 | 0 | 0 | 120   | SLIPS |
| SHIPYARD            | 82%  | 18   | 88%  | 19   | 92%  | 20   | 122% | 27   | 115% | 25   | 116% | 26   | 89%         | 20    | 0 | 0 | 0 | 0 | 0 | 0 | 0 | 0 | 22    | SLIPS |
| LONGTERM            | 92%  | 32   | 96%  | 34   | 91%  | 32   | 88%  | 31   | 84%  | 29   | 84%  | 29   | 72%         | 25    | 0 | 0 | 0 | 0 | 0 | 0 | 0 | 0 | 35    | SLIPS |

\*Percentages reflect monthly averages. Averages are calculated from a combination of lineal feet or slips/spaces occupied compared to the overall capacity of feet/space.

### Monthly Counts

#### POINT HUDSON

|                            |            |
|----------------------------|------------|
| <u>Permanent/Business</u>  | <b>11</b>  |
| <u>Limited Access</u>      | <b>38</b>  |
| <u>Winter RV Monthlies</u> | <b>0</b>   |
| <u>Monthly Moorage</u>     | <b>1</b>   |
| <u>Reservation Fees</u>    | <b>541</b> |

#### BOAT HAVEN

|                        |            |
|------------------------|------------|
| <u>Permanent</u>       | <b>309</b> |
| <u>Monthly Moorage</u> | <b>54</b>  |
| <u>Credit System</u>   | <b>34</b>  |
| <u>Annual Ramp</u>     | <b>73</b>  |
| <u>Daily Ramp</u>      | <b>350</b> |

#### QUILCENE

|                    |           |
|--------------------|-----------|
| <u>Permanent</u>   | <b>34</b> |
| <u>Nightly</u>     | <b>20</b> |
| <u>Annual Ramp</u> | <b>5</b>  |
| <u>Daily Ramp</u>  | <b>68</b> |
|                    | <b>0</b>  |

#### YARD

|  |             |
|--|-------------|
| <u>One way Lifts</u>                     | <b>0</b>    |
| <u>Re-blocks</u>                         | <b>2</b>    |
| <u>Work Yard OPP</u>                     | <b>19.8</b> |
| <u>Ship Yard OPP</u>                     | <b>2.7</b>  |
| <b>(OPP - Vessels off port property)</b> |             |

**Port of Port Townsend Monthly Counts - 2020**

**POINT HUDSON**

|       | LIMITED | RV MONTHLY | BUSINESS/<br>PERMANENT | MOORAGE<br>MONTHLY | RES. FEES |
|-------|---------|------------|------------------------|--------------------|-----------|
| JAN   | 21      | 18         | 11                     | 30                 | 238       |
| FEB   | 21      | 19         | 11                     | 33                 | 249       |
| MAR   | 23      | 21         | 11                     | 31                 | 24        |
| APRIL | 28      | 17         | 11                     | 30                 | -183      |
| MAY   | 35      | 17         | 11                     | 13                 | 15        |
| JUNE  | 39      | 0          | 11                     | 1                  | 371       |
| JULY  | 38      | 0          | 11                     | 2                  | 541       |
| AUG   |         |            |                        |                    |           |
| SEPT  |         |            |                        |                    |           |
| OCT   |         |            |                        |                    |           |
| NOV   |         |            |                        |                    |           |
| DEC   |         |            |                        |                    |           |

**BOAT HAVEN**

|       | PERMANENT | MOORAGE<br>MONTHLY | CREDIT<br>SYSTEM | A - RAMP | D - RAMP |
|-------|-----------|--------------------|------------------|----------|----------|
| JAN   | 307       | 43                 | 8                | 48       | 6        |
| FEB   | 300       | 39                 | 8                | 52       | 36       |
| MAR   | 305       | 39                 | 22               | 20       | 15       |
| APRIL | 304       | 39                 | 6                | 3        | 8        |
| MAY   | 310       | 46                 | 9                | 31       | 119      |
| JUNE  | 308       | 54                 | 18               | 54       | 152      |
| JULY  | 309       | 54                 | 34               | 73       | 350      |
| AUG   |           |                    |                  |          |          |
| SEPT  |           |                    |                  |          |          |
| OCT   |           |                    |                  |          |          |
| NOV   |           |                    |                  |          |          |
| DEC   |           |                    |                  |          |          |

**QUILCENE**

|       | BUSINESS/<br>PERMANENT | MOORAGE<br>NIGHTLY | A - RAMP | DAILY RAMP |
|-------|------------------------|--------------------|----------|------------|
| JAN   | 16                     | 0                  | 5        | 6          |
| FEB   | 15                     | 1                  | 3        | 0          |
| MAR   | 16                     | 1                  | 0        | 2          |
| APRIL | 17                     | 0                  | 2        | 5          |
| MAY   | 17                     | 5                  | 13       | 39         |
| JUNE  | 28                     | 16                 | 5        | 214        |
| JULY  | 34                     | 20                 | 5        | 68         |
| AUG   |                        |                    |          |            |
| SEPT  |                        |                    |          |            |
| OCT   |                        |                    |          |            |
| NOV   |                        |                    |          |            |
| DEC   |                        |                    |          |            |

**2019**

**POINT HUDSON**

|       | LIMITED | RV MONTHLY | BUSINESS/<br>PERMANENT | MOORAGE<br>MONTHLY | RES. FEES |
|-------|---------|------------|------------------------|--------------------|-----------|
| JAN   | 26      | 21         | 11                     | 32                 | 265       |
| FEB   | 28      | 21         | 11                     | 31                 | 145       |
| MAR   | 30      | 20         | 11                     | 31                 | 287       |
| APRIL | 37      | 16         | 11                     | 30                 | 369       |
| MAY   | 38      | 10         | 11                     | 1                  | 435       |
| JUNE  | 40      | 0          | 11                     | 1                  | 462       |
| JULY  | 43      | 0          | 11                     | 1                  | 622       |
| AUG   | 40      | 0          | 11                     | 1                  | 529       |
| SEPT  | 37      | 0          | 11                     | 1                  | 356       |
| OCT   | 27      | 10         | 11                     | 26                 | 213       |
| NOV   | 26      | 10         | 11                     | 35                 | 169       |
| DEC   | 21      | 17         | 11                     | 33                 | 96        |

**BOAT HAVEN**

|       | PERMANENT | MOORAGE<br>MONTHLY | CREDIT<br>SYSTEM | A - RAMP | D - RAMP |
|-------|-----------|--------------------|------------------|----------|----------|
| JAN   | 301       | 49                 | 6                | 59       | 64       |
| FEB   | 293       | 47                 | 7                | 14       | 20       |
| MAR   | 294       | 52                 | 23               | 13       | 98       |
| APRIL | 302       | 53                 | 20               | 19       | 57       |
| MAY   | 307       | 59                 | 36               | 39       | 160      |
| JUNE  | 306       | 64                 | 40               | 31       | 185      |
| JULY  | 308       | 68                 | 59               | 51       | 365      |
| AUG   | 314       | 72                 | 66               | 11       | 165      |
| SEPT  | 310       | 67                 | 55               | 6        | 182      |
| OCT   | 317       | 53                 | 13               | 2        | 71       |
| NOV   | 311       | 46                 | 11               | 0        | 26       |
| DEC   | 300       | 46                 | 8                | 11       | 23       |

**QUILCENE**

|       | BUSINESS/<br>PERMANENT | MOORAGE<br>NIGHTLY | A - RAMP | DAILY RAMP |
|-------|------------------------|--------------------|----------|------------|
| JAN   | 12                     | 6                  | 6        | 3          |
| FEB   | 13                     | 0                  | 1        | 11         |
| MAR   | 13                     | 0                  | 6        | 4          |
| APRIL | 18                     | 40                 | 5        | 39         |
| MAY   | 37                     | 21                 | 15       | 195        |
| JUNE  | 27                     | 49                 | 4        | 121        |
| JULY  | 36                     | 43                 | 6        | 89         |
| AUG   | 36                     | 22                 | 6        | 102        |
| SEPT  | 30                     | 17                 | 0        | 28         |
| OCT   | 15                     | 0                  | 0        | 3          |
| NOV   | 13                     | 0                  | 0        | 1          |
| DEC   | 13                     | 0                  | 0        | 6          |